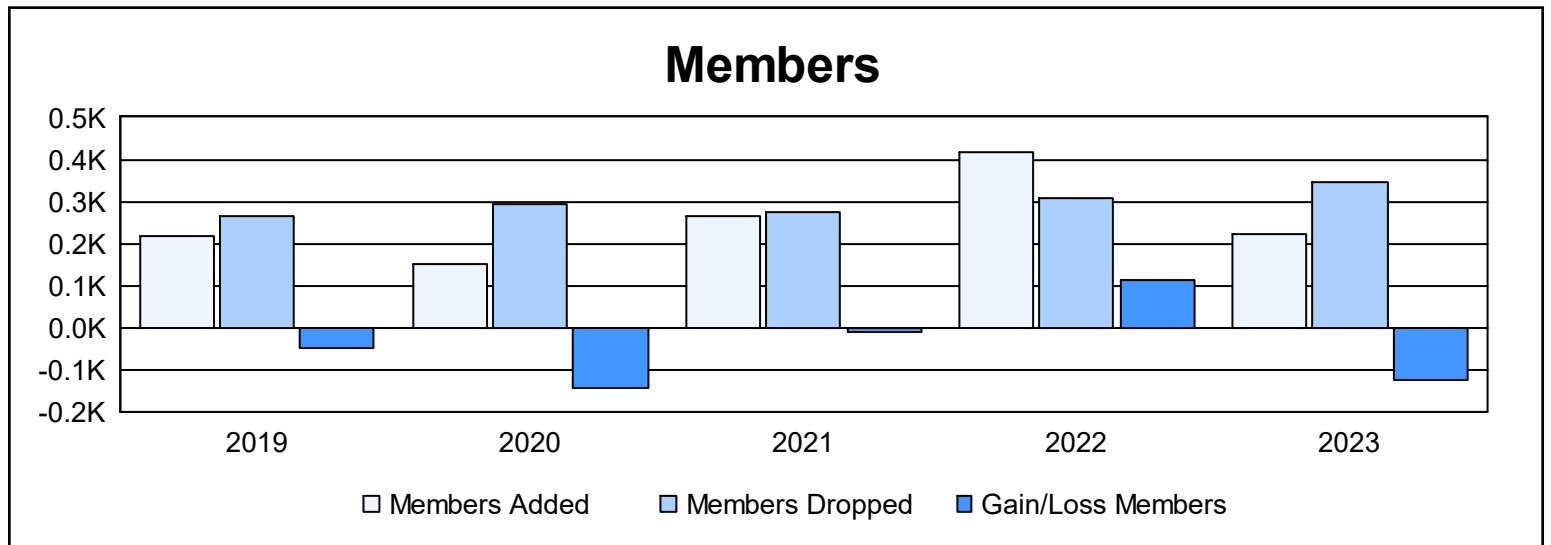
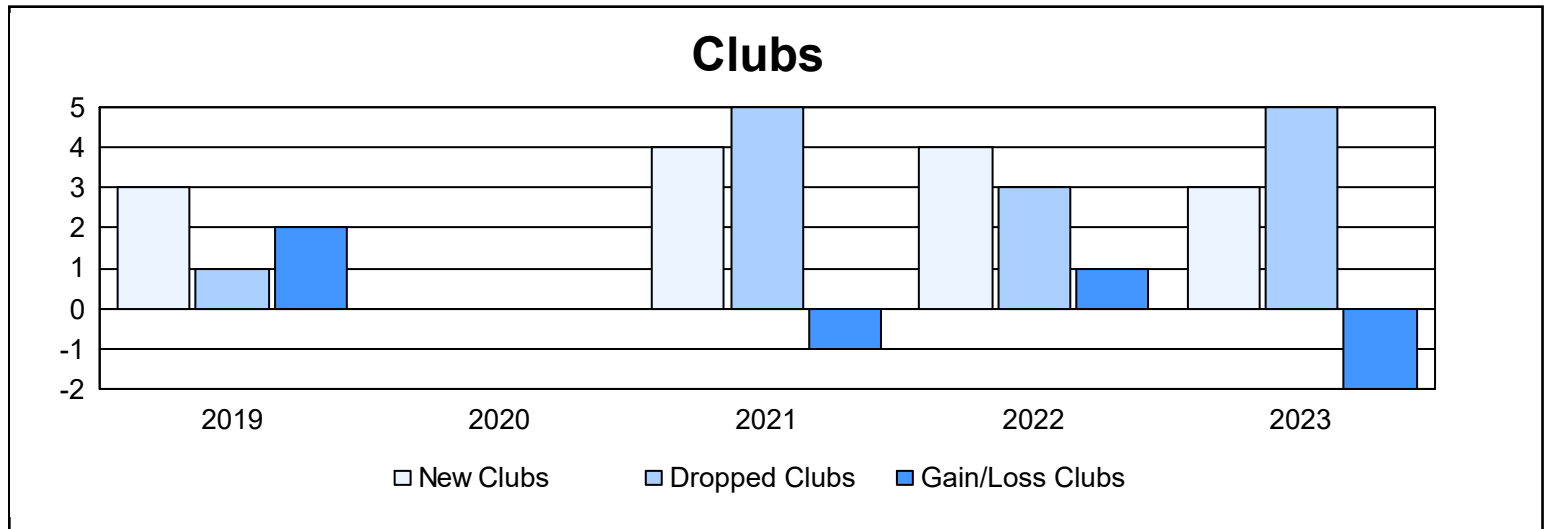
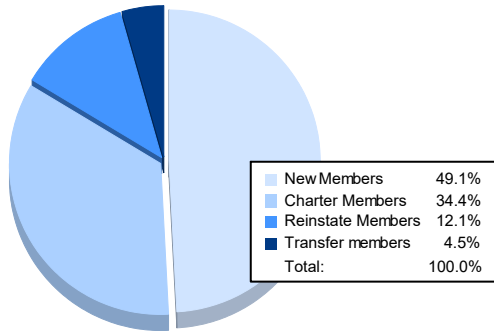


| Year | New Clubs | Dropped Clubs | Gain/ Loss Clubs | New Members | Charter Members | Reinstate Members | Transfer Members | Total Member Added | Total Members Dropped | Gain/ Loss Members |
|----------------|-----------|---------------|------------------|-------------|-----------------|-------------------|------------------|--------------------|-----------------------|--------------------|
| 2018-2019 | 3 | 1 | 2 | 105 | 101 | 11 | 1 | 218 | 265 | -47 |
| 2019-2020 | 0 | 0 | 0 | 110 | 3 | 37 | 1 | 151 | 293 | -142 |
| 2020-2021 | 4 | 5 | -1 | 108 | 106 | 46 | 3 | 263 | 275 | -12 |
| 2021-2022 | 4 | 3 | 1 | 242 | 122 | 38 | 17 | 419 | 306 | 113 |
| 2022-2023 | 3 | 5 | -2 | 110 | 77 | 27 | 10 | 224 | 347 | -123 |
| Average | 3 | 3 | 0 | 135 | 82 | 32 | 6 | 255 | 297 | -42 |



Membership Composition June 2023 Cumulative



Gender Composition June 2023 Cumulative

